
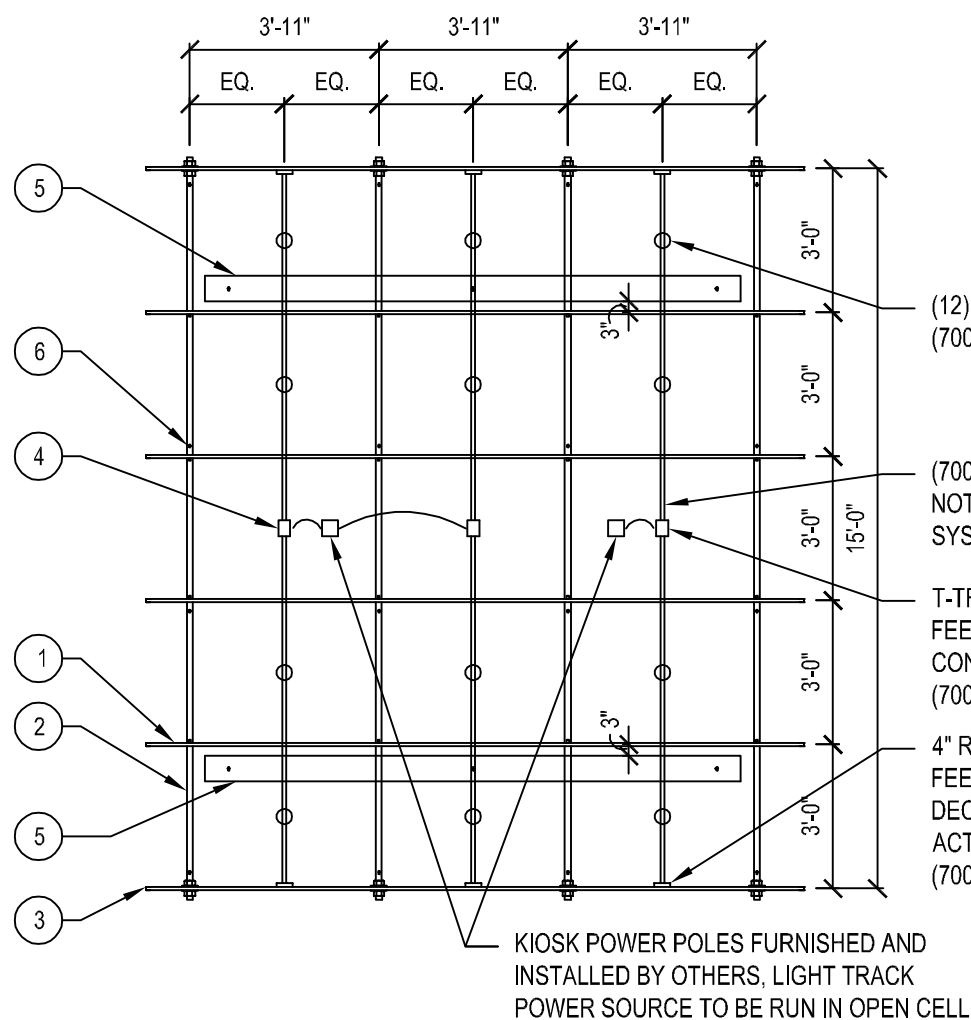


CUSTOMER SERVICE GRID GENERAL NOTES

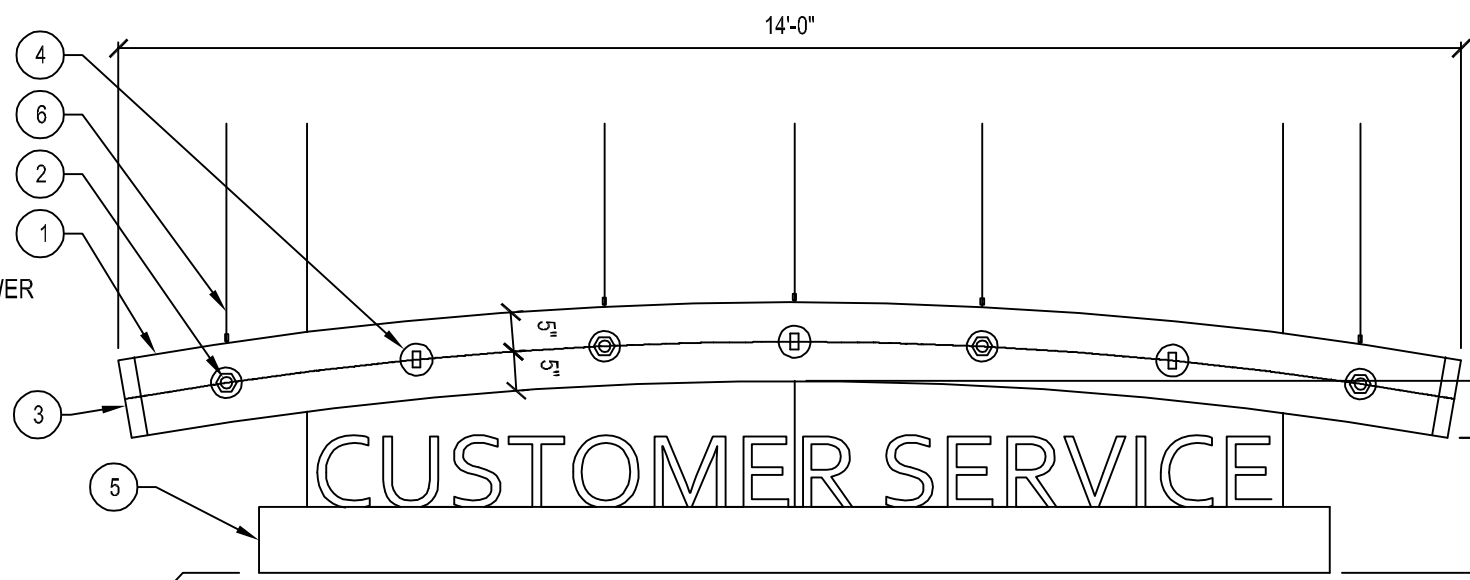
- 1) CURVED BEAMS TO BE 1X10 FOAM BOARD WITH PL-1 LAMINATE ON ALL FACES
- 2) CONNECTING RODS TO BE 1-1/2" ALUMINUM 6061-T6 ROUND TUBE WITH 1.5"-6 UNC X 5" THREADS AT EACH END. ALUMINUM TUBE AND ALL HARDWARE TO BE PAINTED M-3.
- 3) .063" FORMED ALUMINUM 5052-H32 END CAPS TO HAVE MILL/BRUSHED FINISH.
- 4) TECH LIGHTING "T-TRACK" LIGHTING SYSTEM, WWW.TECHLIGHTING.COM, COORDINATE WITH ELECTRICAL
- 5) CUSTOMER SERVICE LETTERING, SEE ID5.13B-C FOR DETAILS
- 6) HANGING SYSTEM, SUSPEND FROM STRUCTURE ABOVE, SEE ID5.13E FOR DETAILS



CUSTOMER SERVICE GRID CONCEPT



CSG PLAN



CSG ELEVATION

ID1.2 | ID5.13A
A2.2

1/4" = 1'-0"

ID1.2 | ID5.13A
A2.2

1/2" = 1'-0"

Customer Service Grid

DeCA
Adaptive Uniform Decor Package

Defense Commissary Agency
Lackland AFB, Texas
Fort Lee, Virginia



ID5.13A