

KOALA KARE PRODUCTS

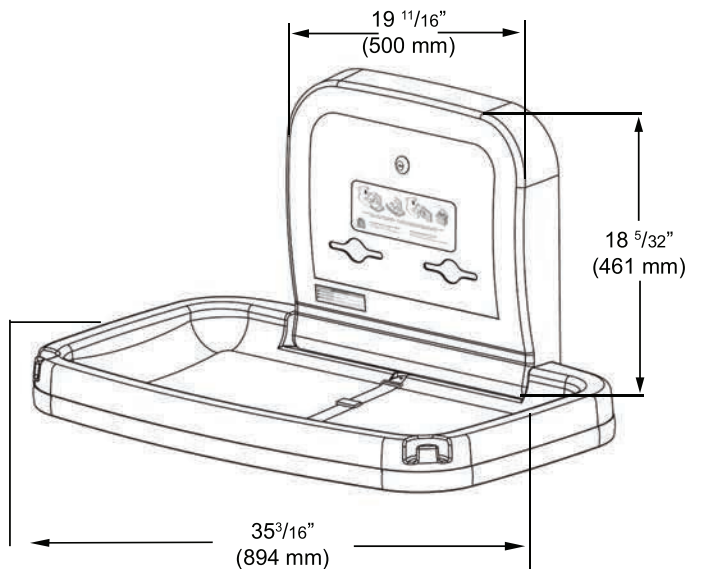
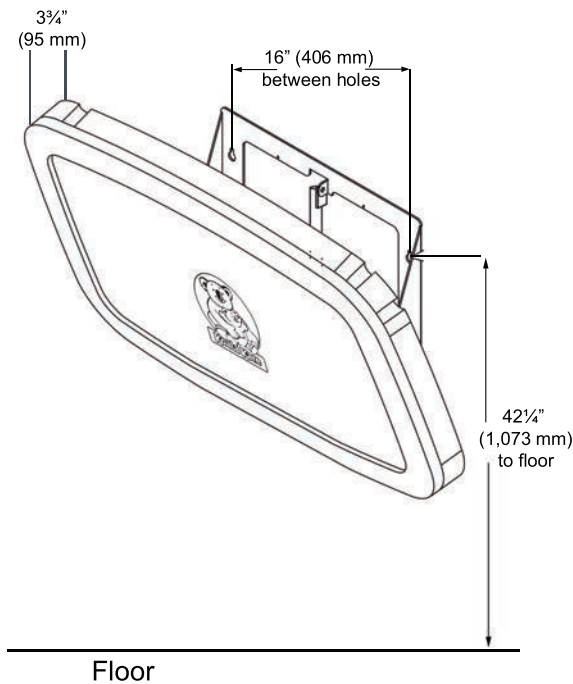
KB200 HORIZONTAL WALL MOUNTED BABY CHANGING STATION

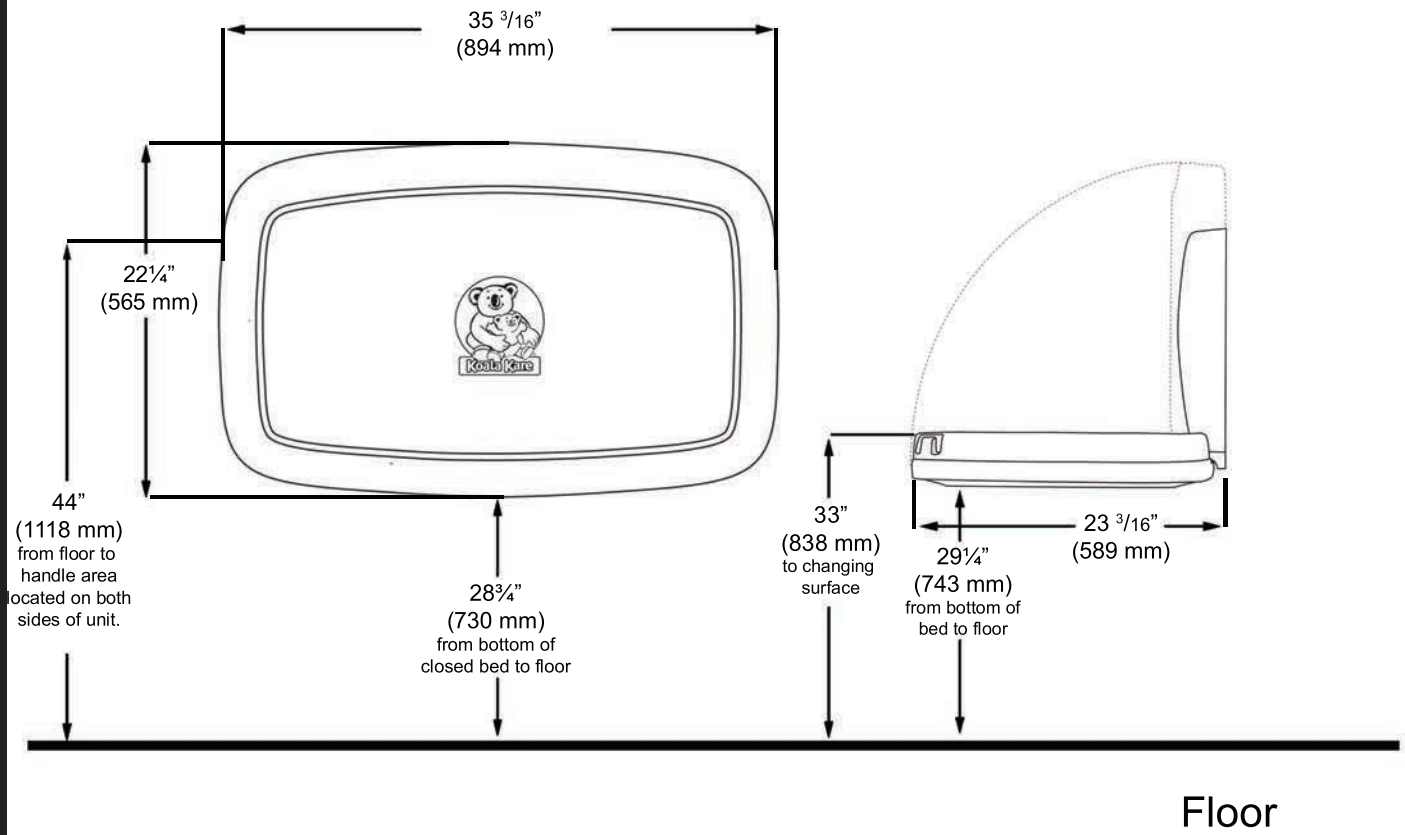
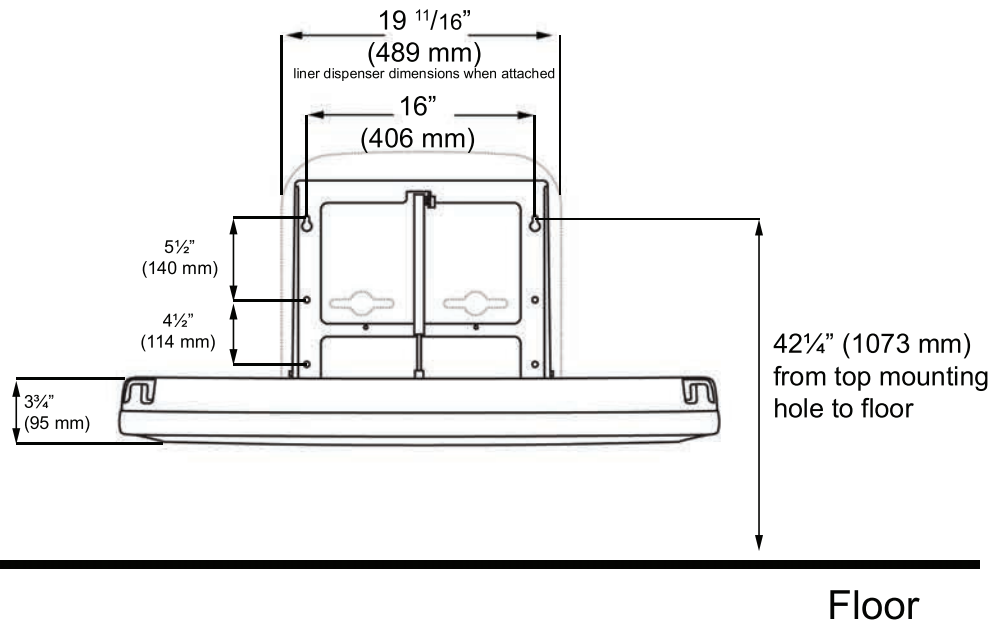
KB200-00 CREAM

KB200-01 GREY

KB200-05 WHITE GRANITE

KB200-11 EARTH





MATERIALS:

FDA approved injection-molded polypropylene with Microban® antimicrobial additive embedded into the bed surface. Reinforced steel-on-steel hinge mechanism and metal mounting chassis with mounting hardware included. Labelled usage instructions and safety messages in four languages. Optional Braille label available. Contoured changing surface area is 450 sq. in (2903 sq. cm) and comes complete with nylon safety strap and bag hooks. Dual cavity liner dispenser holds approximately 50 KB150-99 bed liners.

OPERATION:

Concealed pneumatic cylinder and metal mounting chassis provides controlled, slow opening and closing of bed. Polypropylene is easy to clean and resists odors and bacterial growth. Complies with ASTM static load performance requirements when properly installed.

Warning: To ensure that the unit supports the intended loads, baby changing stations must be properly installed according to the manufacturer's instructions.

SPECIFICATION:

Baby changing station body shall be durable, injection-molded polypropylene. Design of unit shall be surface-mounted. Unit shall be equipped with a pneumatic cylinder for controlled opening and closing of bed. Bed shall be secured to metal mounting chassis with a concealed steel-on-steel hinge. No hinge structure shall be exposed on interior or exterior surfaces. Unit shall have mounting hardware included. Unit shall have Microban® antimicrobial embedded into plastic material on the changing surface. Unit shall comply with ADA regulations when properly installed. Bed shall have smooth concave changing area with a nylon safety strap and two hooks for bags or purses. The design and manufacture of Koala products is intended to be compliant with the 2010 ADA Standards for Accessible Design and the 2009 ICC A117.1, Accessible and Usable Buildings and Facilities. Unit shall conform to ASTM F 2285-04 Standard Safety Performance Specification for Diaper Changing Tables for Commercial Use, ANSI Z535.4 Product Safety Signs and Labels, EN 12221:2008, ASTM G22 Antibacterial standards or local code if more stringent installation requirements are applicable for Barrier-Free accessibility.

Unit shall have a built-in Liner Dispenser for use with 3-ply chemical free biodegradable bed liners, instructional graphics and safety messages in 4 languages. Optional Braille label is available. Unit shall be backed by manufacturer's 5-year limited warranty on materials and workmanship and include a provision for replacement caused by vandalism. Unit shall be manufactured in the U.S.A.

INSTALLATION:

To ensure proper installation and compliance to building codes, it is recommended that a qualified person or carpenter perform the installation of the unit. The unit must be properly installed onto a permanent wall that is capable of supporting significant weight and can accommodate the supplied installation hardware. The Koala Baby Changing Station meets ADA regulations when properly installed. Installer should account for the space that a unit occupies when in the down position and with the caregiver (whether standing or seated) in front of the unit. Locate the unit so that paths of travel are maintained around it when being used.

Drilling holes and mounting the station:

1. Remove changing station from the shipping container and check for any freight damage. If damage is found, please call Koala Kare Products' Customer Service at 888.733.3456. Remove "Installation Kit" and "Operator Kit" from box. Please give "Operator Kit" to facility manager or operator. Box should contain two pieces: the bed and metal mounting chassis and the wall mount liner dispenser. Identify the best location for installing the unit.

2. Standard Installation- Remove the bed and chassis from the box and select the wall area where the unit will be installed. Make sure you have taken into consideration the operating clearance of 9½" (241 mm) on both sides of the exposed chassis and 23 ¾" (589 mm) from wall surface when open. Measure from the floor 42¼" (1073 mm) on stud center and mark the wall. The mounting holes are designed for 16" stud centers. Ensure the locations you have marked for the mounting holes are level before drilling. Drill pilot holes for keyhole mounting using a 1/8" regular drill bit.

Masonry or Tile over Stud Wall- Use a 7/32" (6 mm) masonry drill bit for the pilot hole until you hit the stud. Change bit to 1/8" (3 mm) regular drill bit.

Metal Stud or Concrete Block- If the wall has wood studs that are not on 16" (406 mm) centers, has metal studs or an underlying surface of concrete block, drill with a ½" (13 mm) masonry bit. (You may have to purchase toggles before installing.) You must allow a minimum of inside wall space for toggles to turn depending on toggles used. Insert and tighten toggles.

3. Screw two of the mounting screws into the pilot holes leaving ¼" (6 mm) exposed to allow keyhole slots to be easily mounted over the screw heads. Place chassis over screws. After securing the unit using the keyhole slots, verify that the unit is level. Tighten top two screws so that they are flush with the wall. Use the four lower holes as a guide to mark and drill pilot holes. Use remaining four screws and four washers to complete installation of bed and metal mounting bracket. Insert washers over lower four screws. All SIX screws and four washers must be mounted to the chassis.

4. Ensure liner dispenser is free from damage. Remove key, unlock, and open liner dispenser lid. This will expose liner dispenser mounting holes. Line up dispenser mounting holes onto chassis and secure with the four screws provided. Close and lock the liner dispenser door.

5. Clean work area and inspect unit to ensure it opens and closes smoothly. Give Operator Kit and key to the facility operator. Replacement parts and additional liners can be purchased from your local distributor or by calling Koala at 888.733.3456 or 303.539.8300.

The illustrations and descriptions herein are applicable to production as of the date of this Technical Data Sheet. The manufacturer reserves the right to, and does from time to time, make changes and improvements in designs and dimensions without notice.

