

ITM2-72

ISLAND TAKEOUT MERCHANDISER



• Freestanding, self-service merchandiser designed to provide quality hot packaged foods with minimum labor costs.

- Lighted display maximizes visual merchandising — promotes impulse sales.
- Heat source radiates from the base and the upper canopy with adjustable temperature settings.
- Concealed power and temperature switches are easily accessible to the operator.
- Angled canopy on two sides adds to the clean streamlined look.
- Bumpers on two sides of the unit provide extra protection against damage from shopping carts.
- Available as standard with stainless steel base, black side panels, and black shelving.

20 gauge stainless steel island base features bumpers on two sides, comes standard with two (2) black painted side panels and two (2) black painted adjustable shelves. An easy to clean hard coat anodized heat plate is surrounded by 2-1/2" (64mm) removable heat guards. The overhead canopy is supported by two (2) side supports, enclosing eight (8) flood lamps and is surrounded by four (4) removable tinted lexan heat guards. Two (2) toggle switches located beneath the canopy control the power (ON/OFF) and the heat plate temperature (LOW/MEDIUM/HIGH). The base is furnished with four (4) 5" (127mm) casters, 2 rigid, and 2 swivel with brake.

Deluxe model features black formica end panels and black painted canopy, four (4) wooden adjustable shelves, and two removable wooden end baskets.

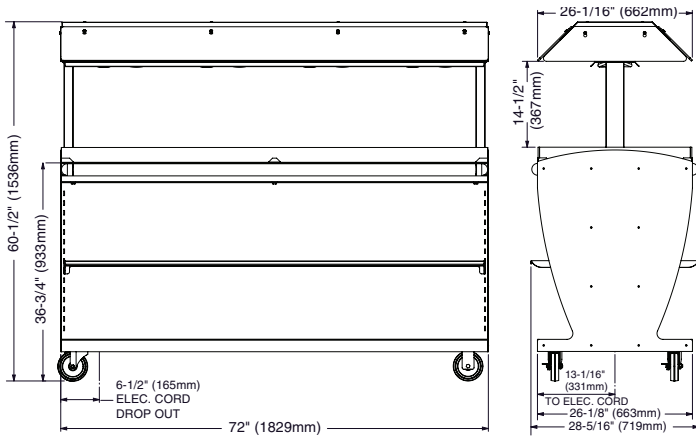
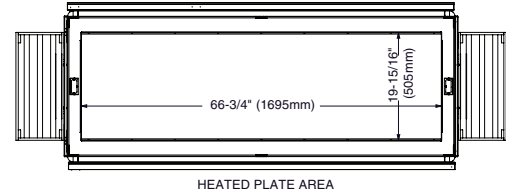
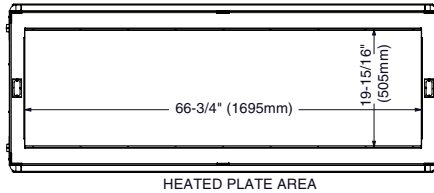
MODEL ITM2-72/STD: Island Take-out Merchandiser, 72" wide

MODEL ITM2-72/DLX: Deluxe Island Take-out Merchandiser, 91" wide

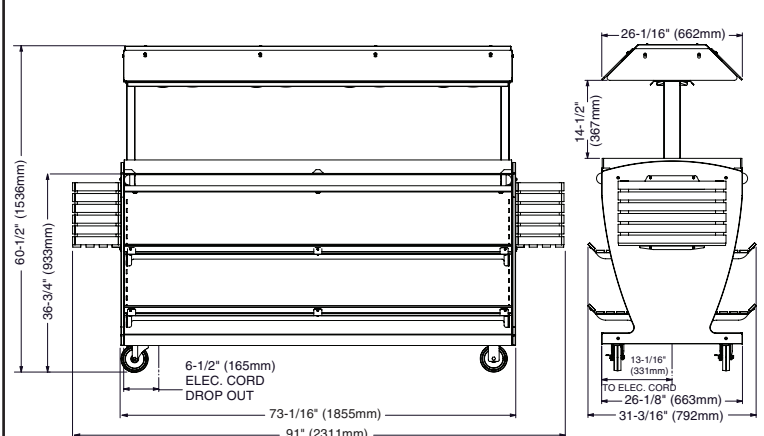


FACTORY INSTALLED OPTIONS

- Panel Color Choices
 - Specify color choice:
 - Black, standard**
 - Stainless Steel, optional
 - Custom Color, optional
- **Full Side Guards, Lexan**



ITM2-72/STD




ITM2-72/DLX

WEIGHT	
	ITM2-72/STD ITM2-72/DLX
NET	355 lb (161 kg) EST. 375 lb (170 kg)
SHIP	590 lb (268 kg) EST. 610 lb (277 kg)
CRATE DIMENSIONS: (L x W x H)	
84" x 38" x 68"	
(2134mm x 965mm x 1727mm)	

INSTALLATION REQUIREMENTS
Unit must be installed level, and must not be installed in any area where it may be affected by steam, grease, dripping water, high temperatures, or any other severely adverse conditions.

CLEARANCE REQUIREMENTS
NO CLEARANCE REQUIRED

DIMENSIONS: H x W x D
STANDARD:
60-1/2" x 72" x 28-5/16" (1536mm x 1829mm x 719mm)
DELUXE:
60-1/2" x 91" x 31-3/16" (1536mm x 2311mm x 792mm)
HEATED SURFACE DIMENSIONS: (L x W)
66-3/4" x 19-15/16" (1695mm x 505mm)

ELECTRICAL						
VOLTAGE	PHASE	CYCLE/HZ	AMPS	kW		CORD & PLUG
120	1	60	16.0	1.90		NEMA 5-20P 20A - 125V Plug
230	1	50	8.7	2.00		CORD INCLUDED NO PLUG

HEATED PRODUCT CAPACITY*
63 lb (29 kg) MAXIMUM
Twenty-one (21) chicken boats with dome cover
DOME PACKAGE SIZE: APPROX. 7" x 10" (178mm x 254mm)
<small>*FOR USE WITH PRE-PACKAGED ITEMS ONLY</small>